


The  
Woodturners Association of Western Australia (Inc.)



**ISSUE 171**

**MARCH / APRIL 2014  
NEWSLETTER**

[www.woodturnerswa.com](http://www.woodturnerswa.com)



Urchin Box  
By Neil  
Turner

Showing  
interior detail

<b>Committee Names &amp; Numbers</b>	2		
<b>Group Meeting Days &amp; Times</b>	2	Manjimup Matters	15
<b>Committee News</b>		Melville Mutterings	15
Presidential Pronouncement	3	Swan Snippets	16
Registrar's Ramblings	4	Toodyay Tattles	17
<b>Weekend Workshop Observations</b>			
Bunbury	4	<b>Technical Desk</b>	20
Avon—Swan	7	Competition Results	21
<b>News from the Groups</b>		Competition Criteria	22
Bunbury Bites	9	For Sale	23
Busselton Ramblings	9	<b>Diary Dates</b> with competition items	
Collie Calling	11	for 2014	24
Gosnells Gossip	11	Shopping Centre Dates	24
Mandurah Memo	14		

**Closing Date for Edition 172 : Sunday 4th May 2014**

**WAWA  
Committee**

**President**

John Gardiner ..... 9455 4206  
Emails: wawapresident@gmail.com

**Vice President**

David Rechter ..... 9310 1726  
Emails: wawavp@gmail.com

**Secretary**

Kevin Cheetham ..... 9397 0777  
1 Truman Lane, Piara Waters 6112  
Email: woodturnerswa@gmail.com

**Treasurer**

Chris Ball ..... 6336 8430  
Henley Road, Mt. Pleasant 6153  
Email: wawatreasurer@gmail.com

**Committee Members**

Derek Beer ..... Andrea McCandlish  
Noel Moyes ..... Peter Povey  
Bruce Jackson ..... Rudy Goh

**Membership Registrar**

Peter Povey ..... 9398 6837  
32 Chelsfield Street, Gosnells 6110  
Email: wawaregistrar@gmail.com

**Video Librarian**

Elaine Boyd ..... 9592 2232

**Librarian**

Rudy Goh ..... 0410 879 341

**Competition Coordinator**

Bruce Jackson ..... 9534 5054

**Shopping Centre Display**

Refer to last page of newsletter

**Web Page**

Noel Moyes ..... 9295 2281  
25 Bentley Street, Stoneville 6081  
Email: noel.moyes@bigpond.com

**Weekend Workshops**

David Rechter ..... 9310 1726

**Magazine Editor**

Andrea McCandlish ..... 9622 9646  
Email: wawa.newsletter@gmail.com

**Group Meetings**

**AVON VALLEY**

Wool Pavilion Showground Toodyay  
Sunday & Wednesday 8.00am—11.00am (Summer)  
9.00am—12 noon (Winter)  
Andrew McCann ..... 0488 477 216

**BUNBURY**

Cnr Thomas & Hislop Street, Bunbury  
9.00am Tuesday  
7:00pm 1st & 3rd Wednesdays  
Barry Laidler ..... 9797 0914

**BUSSELTON**

Agricultural WA Building cnr Queen St & Marine Tce,  
(Most) Tuesdays 9.00am to 3.00pm  
Thursday 9.00am to 12 noon  
7:00pm 2nd & 4th Wed., 10:00am - 4:00pm Sat.  
Tom Mazey ..... 9754 1818

**COLLIE**

Clubrooms -cnr Witnoom & Steere  
Wed 9:30am - 3:30pm  
Month Meeting on the last Sunday  
Domenic Italiano ..... 9734 1853

**GOSNELLS**

Southern River College, T&E Building,  
Southern River Road, Gosnells  
8:30am - 12:30pm Wed., 6:30pm - 9:30pm Thurs.  
Kevin Cheetham ..... 9397 0777

**JOONDALUP/WANNEROO**

Heathridge Leisure Centre, Sail Tce, Heathridge  
2nd 3rd & Last Monday 7:00pm  
Frank Visser ..... 9249 8937

**MANDURAH**

Baden Powell Hall, Cnr. Elizabeth & Anstruther Sts  
Thursdays: 6:00pm - 9:00pm  
Harry Butler ..... 9581 4392  
www.mandurahwoodturners.com

**MANJIMUP**

The Shed, Timber Park.  
Wed. & Thurs. 10.00 - 2.00 & Sunday 11.00 - 3.00  
Adrian Bolton ..... 9761 4849

**MELVILLE**

Melville Rec Centre, Cnr Stock Rd & Canning Hwy  
9:00am Wednesday  
David Rechter ..... 9310 1726

**MUNDARING**

Old Parkerville Primary School, Dura & Riley Rds, Par-  
kerville 2:00 to 4.00pm Wednesday  
Barry Wright ..... 9298 9672

**SWAN**

Swan Senior Citizens Centre, The Avenue, Midland  
2nd Tues. 7:30pm 1st, 3rd, 4th & 5th Tues. 1:30pm  
Ted Stewart-Wynne ..... 9295 4438

**WANDI**

Wandi Community Hall, DeHaer Rd, Wandi  
7:00pm 1st & 3rd Thursdays (Gen. Meeting & Demo)  
Tuesday 8:00am - 12 noon & 6:00pm - 9.00pm  
Wednesday 8:00am - 12 noon & 12 noon - 4:00pm  
Bill Younger ..... 9419 1862

## *Presidential Pronouncement*

Good to see that the “bush telegraph” still works with people talking about the Christmas luncheon to the extent that some Groups have sent off an email to our Secretary with some suggestions. Although nothing has been decided yet from the COM, the majority of replies seems to support going away from the December date. What do you think? Could a date in January for a social “get together” be more suitable? Finalisation of competition results would be in by then, so awards could be presented. The collection of toys can still take place with a cut off point as the November weekend workshop.

A membership drive has been announced for the months of March, April & May, this started as a promotion with Carba-tec for anyone purchasing a new lathe with them. But also extended to all of our Groups by email so that the nomination fee for new members is waived for those particular months.

A reminder too about the change in Committee this year for WAWA. Myself, along with the Secretary, possibly Treasurer, and Registrar all of which our terms expire as do some other committee members. This will mean a change of probably six people and for our Association to continue to survive we need some nominations. Please speak to a member of the committee or send an email to myself or the Secretary.

Feedback about February’s weekend workshop was very positive, if you were not there then you missed out on an excellent programme with Neil Turner as one of the demonstrators along with Nat Goh. This was a first for Nat and “Girl Power”, so great to have a lady up on the stage.

The next big event will be Jimmy Clewes coming to Perth in April. There is still time to register for the main demonstration and two vacancies for the “hands on” workshop. Speak to David Rechter who is looking after bookings. This will be an event you will not need to miss out on, to have an International turner in Jimmy right here in Perth.

Congratulations to Avon combining with Swan to put together a weekend workshop. They are only a small Group in numbers but by working in with Swan, a workshop was possible. Another one coming up soon is Collie, they need everyone’s support also.

Keep the wood chips flying.

*John Gardiner* - President

## *Registrar's Ramblings*

### **New Members**

We would like to welcome the following new members to our Association:

Lynette Perkins 2740 Swan  
Larry Nick 2741 Melville  
Bradley Cassidy 2742 Melville  
Michael Johnson 2743 Wandi  
Victor Dale 2744 Gosnells  
Jim Bennett 1831 Bunbury Rejoined  
Theo Berden 2745 Gosnells  
Bernard De Rooy 2746 Wandi

Nadraj Murugan 2747 Gosnells  
Garry Watson 2748 Mandurah  
Dorothy Jacobs 2749 Manjimup  
Topsy Geer 2750 Swan  
Rebecca Tynas 2751 Melville  
Robyn McLean 2752 Melville  
Iain Barclay 2753 Melville  
Lac Loi 2754 Melville

*Peter Povey*, Registrar

## *Weekend Workshop Observations*

### *Wandi—15th February*

Master of Ceremonies David Rechter introduced himself and got the show on the road, explaining the order of the day, trade suppliers P Square Industries and Alan Williams, and the facilities of Wandi. David introduced Neil Turner as the first demonstrator, giving a short history of Neil's achievements mainly from 2010 when he gave up farming to become a professional turner. Neil passed round a book of his work and described his passion for embellishment and sculpture of natural edged bowls. He also passed round a sea urchin ring box plus a collection of other small boxes. Today he would demonstrate the making of a sea urchin ring box starting by turning down two pieces with spigots, the lid being smaller than the bottom. Neil stated that no amount of embellishment will save a crap shape - a drawing is what is needed to achieve a pleasant shape. Whilst giving a continuous commentary on tool selection and handling, Neil shaped the lid outside first then inside, using a Vermec scraper to finish the inside before drilling the hole for the spire with a 5mm bit. Neil then starts on the bottom turning the spire on the inside of the bottom. After fitting the bottom to the top with the spire protruding through the top, he refines this fit until he is satisfied. Using a scraper for the final finish before sanding, Neil then tapes the top to the bottom and finishes the point of the spire that protrudes from the top.

At morning tea David announces that due to a family emergency Chris Purnell of Australian Jewellery Supplies can not attend, however Neil Turner graciously offers to extend his demonstration to cover for Chris.

Neil separates the box and finishes the bottom using a T.C. Cutter and after removing the bottom from the chuck, Neil makes a jam chuck to hold the piece whilst he shapes the outside of the bottom. Neil then assembled the box and passed it round.

Embellishment. Using a four jaw chuck Neil spaced for six lines. He then explained the types of drilling machines and reasons for his choice, passing round the three burrs he will use. Following the lines Neil cut grooves using the 6mm burr then cutting spikes with a 4mm knife cutter. He explained the patterns in coral and the use of smaller burrs to achieve the desired result. then drilled out a pattern using a 1mm burr. Neill invited questions on any subject and a lively Q & A session followed. We are indeed privileged to witness a professional International turner and demonstrator of the calibre of Neil Turner making available his valuable time to be with us.

After lunch John Gardiner conducted President Forum followed by the Goh Show comprising Nat and her father Rudy. David Rechter introduced the Goh's describing Nat as a brilliant turner who had progressed rapidly from Novice to Advanced and now to a capable and confident demonstrator. David then listed the considerable number of honors and prizes that Nat had received in her relatively short time at WAWA. Her father Rudy is also a very accomplished turner and demonstrator and though he very modestly denies influencing Nat we are sure that he is a very powerful role model. Nat passed round examples of completed turned and shifted bowl's then proceeded with the demonstration. Nat has produced a comprehensive fact sheet complete with photographs and description to be printed in the magazine, providing a better description than I could do. Thanks Nat I am happy with that and I am sure our members will be too.

David Rechter summed up the demonstration in one word "WOW", an absolutely A1 demonstration and, judging by the applause from the audience, they all agreed that they were "Happy with That". Congratulations also to proud parents Rudy and Mang for their parenting of such a talented daughter.

Afternoon tea was next followed by a very pleased Bruce Jackson with 25 entries in the competition. Lastly, the raffle was drawn.

What a great day to watch Neil Turner a professional turner with an international reputation as a wood turner and demonstrator and then to see Nat Goh making her very impressive debut on the demonstration stage. Those who attended Wandi were indeed well rewarded for the effort.

*Peter Pickering—Roving Reporter*

### **WOODTURNING PROJECT PARTS**

The B-Y in project parts from Box, Clock, Cutlery  
to Spinning Tops and Yoyo

Telephone : 9330 8383

Email : jim@telama.com.au

**MAYAMA GEMS**

# "Turned & Shifted Bowl"

## 1. Woodturning



1. Mount blank on screw chuck. True to 120mm dia. x 70mm thick.



2. Create spigot, mark centre indent at base of spigot, turn and finish outside shape.



3. Reverse & mount on scroll chuck. Turn & finish inside shape.



4. Remount bowl using chuck & tailstock centre. Remove waste spigot & sand.



5. Use indexing to mark centreline.



6. Clean off pip.

## 2. Bandsawing and Assembling



1. First cut: Table at zero degrees setting & cut centreline.



2. Second cut: Tilt table to 40 degrees setting. Set fence to 48mm mark & cut. Repeat with other half.



3. Third cut: Tilt table to 30 degrees setting. Place 12mm spacer against fence & cut. Repeat with other half.



4. Fourth cut: Tilt table to 20 degrees setting. Place another 12mm spacer & cut. Repeat with other half.



5. Fifth cut: Tilt table to 10 degrees setting. Place another 12mm spacer & cut. Repeat with other half.



6. Sand & mark the sides of all 10 pieces.



7. Shift & glue pieces together to form two halves of bowl.



8. Sand inside of both halves.



9. Glue the two halves together.



10. Sand. Apply finish.

### *Avon—Swan at Toodyay, 15th March*

The weather gods smiled on Toodyay on 15<sup>th</sup> March with a cool night and mild day that made for a pleasant drive “up the hill” for the coastal plains dwellers. It was a perfect autumn day for the first weekend workshop to be held in Toodyay for quite a number of years.

The Toodyay Memorial Hall is quite a spacious venue with good access for all the bits and pieces required to run a woodturning weekend workshop. The hall accommodated all of the activities requiring tables and the wood for sale was situated just outside of the side doors.

Trade stands for the day were P-Square Agencies (who seemed to have brought their entire stock!) and Allan Williams' abrasive supplies. Fibreglass & Resin Supplies were unable to attend and instead provided a pamphlet with a comprehensive description of their sales stock for those attending to take home.

Andrew McCann, Avon convenor, was MC for the day. He opened proceedings with a welcome to all and the usual housekeeping information. He then asked for a minute silence as a mark of respect for Avon member, Roger Streatfield, who died in a road accident on his way home from woodturning three weeks earlier. After the silence, Andrew described the day's program and introduced the CEO of the Shire of Toodyay, Stan Scott, for the opening address. Andrew also thanked Water Corp for the generous donation of cartons of bottled water for the event. After this, the first demonstrator, Ted Stewart-Wynne, was introduced.

Ted was demonstrating a Robert Sorby Pro-Edge Sharpening System. As with most of the recently developed sharpening systems, the technique is different to the use of a bench grinder partly due to the slower speed and partly the less harsh grinding medium – both kinder to your tools. As Ted proved with this interesting demonstration, when it comes to doing things better, there are many different ways to achieve “better”.

Morning tea followed Ted's demonstration. There was plenty of time for everyone to peruse the library, trade stalls, wood sale, competition items and used tool table.

Next up was Des Donnelly, a retired forester, giving a Powerpoint presentation on the history of forestry and plantation development in Western Australia. Considering how important timber is to woodturners, this was an interesting insight into the policies and politics of (many!) years gone by that have affected the timber industry and supply and access to timber products. Des featured many old photos that showed early timber operations and experimental plantings of both pine plantations and post-logging revegetation. The presentation will be posted on the WAWA web site. (<http://woodturnerswa.com/Index.html> )

Des was followed by John Gardiner with his President's Forum. A reminder for the Jimmy Clewes demonstrations and workshop was issued. David Rechter wasn't present to be able to issue tickets but he's the man to contact if you want to attend. John thanked the Avon and Swan groups for organising the day before we broke for lunch. Lunch was custom-made roast beef or chicken and salad rolls which everyone enjoyed.

During the morning, a number of interested visitors wandered in to watch for a while and check out the competition items and trade stand.

After lunch, Max Heath set up to demonstrate clock making. His favourite wood for clocks is jarrah burl and he described some interesting moments he has had while transforming pieces of this wood into clocks. Max showed the stages from rounded blank to finished product and passed around some examples. He explained the different ways to mark off the twelve points for fixing the numerals. I know Max was a bit nervous about doing this demonstration and he did a pretty good job of it.

The stage was quickly cleared, the lathe set up again and Jim Hanney kitted up with the microphone to show us some delightful small toys and money boxes. Jim explained he'd found the basic design in a woodturning magazine and had experimented a bit with the design to produce both money box and wheeled toy from the same idea. He had also scaled the models up and down to produce different sizes of the items. The design could easily be modified to be different animals according to the imagination of the maker – Jim had produced pigs and mice. Several models were passed around for examination. Jim reminded us that when making pull-along toys, the pull cord must be kept short for safety reasons.

The program was running ahead of time when afternoon tea was called, so there was plenty of time for a cuppa and chat with others.

Everyone was called to notice for the competition results. The item was a jewellery set consisting of pendant necklace, brooch and earrings. There are some very creative and imaginative woodturners who provided some dazzling competition items. Competition results are listed towards the back of the newsletter. Congratulations to all who entered.

Andrew took the microphone to close the proceedings. The four demonstrators were presented with a package of Toodyay products as tokens of appreciation. Andrew thanked everyone for their attendance and everyone who had helped in organising and setting up for the day and remarked that it would be nice to see everyone again next year.

*Peter Pickering's Assistant - Roving Reporter*



## *News From the Groups*

### *Bunbury Bites*

Greetings from Bunbury. Gee Pee is not very well at the moment and I will be filling in for him until he is feeling better.

February 5<sup>th</sup> 2014 - first Show and Tell for the year. Item had to be a Desk Top Pen Set. Competition was won by Lyn Poli with second place going to Peter Hill. March Show and Tell was a platter no larger than 45mm. First place was shared by Norman Hoskins and Keith Davies.

Stage 1 of the extensions to the club have been completed. Work is expected to commence on the second stage in May this year. On the 2<sup>nd</sup> March 2014 Bunbury Turners attended the Dardanup Heritage Park Memorial Day. A number of items were sold and the demonstrations on woodturning techniques were well received by the public.

Due to increase demand and good attendance the club is now operating on Thursday mornings and the sessions are being run by Kevan Hunt. Kevan is showing a number of new member's additional techniques in using jam chucking methods.

The Bunbury Wood Turners are proud to be associated with a forthcoming Cultural Exchange which will take place in China in May 2014. The Deputy Mayor of Bunbury, Brendan Kelly will travel to Jiaxing, (Sister City to Bunbury) in China. The Bunbury Club is making six sets of bowls consisting of three bowls per set and made with three local timbers, jarrah, marri and she-oak. These six sets of bowls will be handed to the people of Jiaxing as gifts from the people of Bunbury and they will showcase the locally grown timbers.

Keith Davies *(for Gee Pee)*

### *Busselton Ramblings*

With the recent re-commencement of the Wednesday night workshops your Busso correspondent (sleeping beauty) has awoken from his summer slumber. As an amateur I do look forward to seeing turning skills in action and gaining the benefit of new insights from the more competent members of the group. Strangely enough only a minority of the senior members seem to demonstrate and I am still trying to understand why this is so? I would really love to see what they get up to as well as appreciating our regular presenters! Fortunately, Busso has a group of stalwarts who appear comfortable and happy to present so I count myself lucky, and promise to try and not doze off again whilst this remains the case!

Whilst the wicked witch was effective with neutralising me other, and more dili-

gent, of the members were participating in the 50<sup>th</sup> Festival of Busselton. The clubhouse was kept open on a number of days in weeks one and two, and six straight days in week three with ongoing demonstrations to festival participants. This was followed by the Art in the Park weekend tent show.

Our presenters to date in 2014 are Tom, Charlie, and Dennis. Tom presented a workshop on preparing a floor stand. He managed to turn a rather large she oak pedestal in front of the group which he attached to a pre-prepared base and top. Charlie was next with a bedside lamp in two parts, a base and a column in jarrah. Charlie showed how a router could be used to decorate the upright using the spindle lock and a table inserted into the banjo.

Dennis demonstrated two jewellery items, a pendant for attaching to the ear, and a bracelet. Dennis circulated a book "Woodturning Jewellery" by Hilary Bowen which contains numerous ideas on creating jewellery. Discussions centred around the availability of the fixings (Myama Gems) and the suitability of different metals as fixings. Many commented on galleries not accepting wooden jewellery, but it was not clear why this would be the case?

The Fringe Festival is the next scheduled event for Busselton so you will be hearing more about this next time. WAWA has been invited to participate and many of the events will occur on the new lawn area outside the club's headquarters.

*Michael Weir*

**vicmarc®**  
WOODTURNING LATHES CHUCKS AND ACCESSORIES

**TORMEK®**  
Sharpening Innovation

**CARROLL'S  
WOODCRAFT  
SUPPLIES**

*Your one stop shop for all your  
woodcraft supplies*

[www.cws.au.com](http://www.cws.au.com)

Unit 2 / 54 — 62 Cedar Parade  
Moolap Victoria 3224  
Phone: (03) 5248 0726

[cws01@tpg.com.au](mailto:cws01@tpg.com.au)

**Woodcut**

**Robert Sorby**  
SHEFFIELD ENGLAND

## *Collie Calling*

Wow it's March & Autumn already where did summer go to. Our Feb comp winner was Doug Gulvin with the most beautiful space-like vessel with ebony legs that piece that Doug created was second to none, world class. Second place was Ken Morgan with a Jarrah burl bowl which was a well crafted piece, well done Ken.

January's comp winner was also Doug Gulvin with a very fine goblet made of willow, second place was Domenic Italiano with a very beautiful goblet made from Olive. We had the official opening of our club hall kitchen. Collie Shire representatives were in attendance. Many people were involved in getting this project off the ground and completed, not to mention the local government grant of \$5,000 which nearly covered our material cost. Again many thanks to the Collie Shire and all those that were involved in the project.

When you are here for the Collie WAWA workshop, PCYC, 105 Forrest st take a look at our club rooms, just over the other side of the railway track (south). The competition item is a platter no more than 45mm in height.

Manjimup has kindly invited us to demonstrations at their clubrooms on Sunday 8th March, about 18 people put their hands up to go which now has dwindled down to 8.

Look forward to seeing as many members at our workshop on the 12th April opposite Coles in the PCYC Hall.

## *Ken Hands*

Collie Scribe

## *Gosnells Gossip*

15 January 2014: First woodturning day for the year, with Kevin Cheetham distributing a list of current members and a program of activities for 2014 including Club, WAWA competitions, and WAWA Weekend Workshops. Prime activities include the Angelo street markets, the Wood Show, Have a Go Day, and the Canning Show. Chris Sioulas showed a delicate coffee cup in Olive, and a hollow form in Redgum with engraved fluting. Peter Manchee showed a wall plaque with clock insert sitting on a stand. Kevin Cheetham showed a ship's wheel with clock insert and Mark Enright showed a cheese board complete with cutters.

January 2014: The death of popular club member Ian Eagles occurred suddenly after a long period of serious illness. Ian will be long remembered for his demonstrations of pepper grinders to our group and his willingness to show his skills to other clubs. A foundation member of Gosnells Ian was always willing to help. Ian will always be remembered as the driving force behind wood turning at Garden Week, his passion for this function inspired all those that rallied to the cause. Sincere condolences to his family from all members of WAWA. He will be sorely

missed by all that have known him.

22 January: Bill Cooper showed an inlaid coaster. Stuart Heinrich showed a pine bowl. Chris Smith showed a platter embellished platter with drilled pattern and finished with carved frogs. Chris Sioulas showed a bowl on a stand with 3-point lid and finial with hollowed stem and Chris Davis showed a hollow form in Cape Lilac.

29 January: Chris Smith demonstrated the turning of a Sheoak bowl in the shape of a sting ray followed by an airbrushing demonstration. Chris started with a perfectly square block of sheoak turned into a four cornered shape which he further shaped into wings and hollowed out the centre. After cutting off the unwanted wings Chris shaped the stingray with a Proxxon mini-carver and a variable speed Proxxon mini-sander roughing out the shape with 80 grit then finishing through the complete range of grits. Chris then cut a "V" in the tail of the body to insert the bronze tail, saying that part of the body should not be too thin as it has to be drilled to insert the tail. He then demonstrated piecing a pattern on each wing. Chris suggested that the finished piece be mounted on a turned pedestal on an angle to give the impression of motion. After morning tea Chris demonstrated the art of air-brushing the finished piece, using a mini compressor, an airline and Schmincke Aero Colours. An enjoyable and informative demonstration.

5 February: Chris Sioulas showed a large platter in Sheoak. Rob Woodward showed a small bowl with a star shaped inlay. George Kieliger showed a collection of Banksia items including two small bowls and a wide edged platter with art work on the fault lines crafted by his wife Ursula, George also showed a walking stick he had made using parts from his grandfathers umbrella.

12 February: Chris Davis showed an urn turned from Jarrah and Beech. A collaboration between Chris Smith and Peter Manchee produced a stingray on stand turned from Sheoak.

26 February: Kevin Cheetham gave a demonstration of turning a Gavel and Strike using Jarrah salvaged from an old verandah. This was the first demonstration displayed on our new twin flat screen video equipment.

The group had a visit from Ms Yvonne Richardson the organiser of Operation Christmas Child whom we had assisted by making skipping ropes in 2013. These are combined with other toys in a shoe box and distributed to disadvantaged children. Last year 4500 boxes were sent from the Gosnells centre. Our group was proud to be part of the organisation and have pledged our support for 2014. Ms Richardson was accompanied by Ms Pat Morris an ex-mayor of Gosnells and now a patron of the charity. They presented our group with a Certificate of Appreciation.

# COLLIE WEEKEND WORKSHOP

12th April 2014

COLLIE

Margaret Wilson Hall, 105 Forrest St  
(opposite shopping centre car park)

**Convenor: Domenic Italiano**

**MC: Dave Saunders**

**Safety Officer: Doug Gulvin**

**Competition Item:** Platter any size, no more than 45 mm high.

Wood for sale & Raffle

Trade Supplier P-Square Agencies

## **PROGRAM**

8.00 AM Set up – All hands please

8.30 AM Registration & Fellowship

8.50 AM Welcome & Convenor's Announcements

9.00 AM Demonstration - Frank Evans – Pepper Mill using a crush/grind mechanism

10.00 AM Morning Tea – All members please bring a plate

10.30 AM Demonstration - Rudy Goh - Multi Axis Spindle Turning

12.00 NOON Lunch Hamburger and salad - \$6.00

1.00 PM WAWA President's Forum

1.30 PM Demonstration -Neil Turner - Coral Embellishment

2.45 PM Afternoon Tea

3.15 PM Demonstration – Peter Briggs – Pen Making Box

3.30 PM Competition Results

4.00 PM Pack up – Lots of willing hands please

5 March: Kevin Cheetham discussed the final organisation with the group regarding our demonstration at the Angelo Street markets on Sunday 9 March. Derek Pollard showed a highly decorated Pot Pourri box in Camphor Laurel and a hollow form with carving and an insert for flowers. Mark Enright showed a chunky box with lid. Peter Manchee showed work in progress of a wire inlay bowl with lid.

*Peter Pickering*

### *Mandurah Memo*

**WANDI WORK SHOP** On Saturday 15<sup>th</sup> of February the Mandurah Woodturners Club had a most successful and enjoyable Saturday thanks to WAWA and the Wandi Club. We had 11 entries out of 25 in the plant pedestal competition. John McQuade came 4<sup>th</sup>. In Novice category; Col Smith came 4<sup>th</sup> in Intermediate category; in the Advanced section: Robby Norton came 2<sup>nd</sup>, Frank Evans came 3<sup>rd</sup>, Bruce Jackson came 4<sup>th</sup>, Frank Evans came Second in the Most Popular category. Terry Holl did well by winning the First Prize in the Raffle.

**Recent** club house demonstrations have included: a Deep Vase demonstration by Maurie Munro, a Jewellery demonstration by Harry Butler and a fruit bowl by Jim Hill. Hands on demonstrations on non-meeting Thursdays have been demonstrated by Frank Evans, Harry Butler, Maurie Munroe, Jim Hill.

**CARBA-TEC**  
TOOLS FOR WOOD

**JET**

The new home of JET  
machines in Australia

168 Balcatta Rd, Balcatta WA 6021  
P (08) 6143 5788 F (08) 6143 5789  
[www.carbatecwa.com.au](http://www.carbatecwa.com.au)

**Club BBQ** breakfast was held on the Dawesville foreshore, on the 23<sup>rd</sup> of February, attended by club members, spouses and family members it was a great success and more are planned for the future.

**Novice Course** – This year we are looking at a slightly different format to last year and we have at least nine possible applicants so far.

**May Workshop**- We have four demonstrators who have agreed to participate on 24<sup>th</sup> May at the Masonic Lodge, Furnissdale. More details as they come to hand.

Our competitions have been well supported with some marvellous items of very high standard submitted by the novices.

*Jon Braine*

### *Manjimup Matters*

The new year is already two months old. How time flies.  
For Christmas, Manjimup turners made 25 small bowls which were filled with lollies, wrapped and given to HAAC for distribution to Meals on Wheels recipients. It is good to be able to give a small piece of joy away to others.

With the heat of summer waning and the season of marsh flies coming to an end, we are looking forward to our annual visit with our fellow Collie turners. Three turners: Neil Turner, Chris Smith and Rob Jones will be sharing their talents with us at the Timber park Roundhouse on the 8th March.

Another annual event is the Balingup Small Farms Field Day where we have a stall to display and (hopefully) sell our wares. With a lathe in action we attract many visitors and answer numerous questions, especially from the children.

"Whoever said you can't buy happiness forgot little puppies" *Gene Hill*  
Jen

### *Melville Mutterings*

Welcome to 2014 – trust both the Christmas season & transition to the New Year was pleasant & uneventful

Jan 8 – First meet for 2014 & our introduction was a demonstration by John Mitchell, one of our newer members who cut his teeth on an excellent first demonstration on his technique in creating vase. Well presented & received by those in attendance. We look forward to further demos from you in the

near future John.

Jan 15 – Usual quarterly general meeting with a great deal of housekeeping issues discussed in detail & hopefully resolved.

22 Jan - NORM'S HANDS ON DAY – First for the year with the item for the day being an extremely attractive Golf Ball clock stand. The usual good participation, usual friendly banter & overall camaraderie & very creditable results. These days are proving extremely popular with improved overall skills most evident.

29 Jan – After the initial housekeeping & LATE ARRIVAL of Secretary (The always late Mr Small) Alan Smith gave a detailed explanation on the set up for an inside/outside turned table lamp emphasizing that it requires continued concentration & systematic approach to achieving the aim. Alan then turned part of the project & will continue next week to complete the project. The LATE AS ALWAYS secretary gave notice that he will be even later in arriving on that day. Maybe he will need replacing if he doesn't lift his performance ??????.

5 Feb – Alan Smith continued with his inside/outside turning technique started last week. He started the day with a revision of last weeks stages & then went on to complete the project still emphasizing that it was essential to maintain concentration at all times to avoid mishaps & have to start from square one again. A most interesting & thought provoking demonstration.

12 Feb – A welcome return today with a guest demonstrator, Viv Paust, complete with his lathe & stand designed for use from a wheel chair – courtesy of Frank Dymond who provided the transport arrangements. Viv's demonstration was his popular money box teddy bears which he designed some years ago and has now been modified slightly to overcome his challenges. At the demonstration conclusion Viv then did the Show & Tell segment comprising a selection of items he has made over a number of years. Viv's positive attitude is commendable together with his bubbly personality & sharp sense of humour. An excellent programme, very much appreciated by the 45 members present.

### *Swan Snippets*

21<sup>st</sup> Jan - First meeting of the year, we had Noel Moyes showing us his method of adding flutes to a pedestal, by using the index on the lathe and a small router mounted on a homemade jig.

28<sup>th</sup> Jan - Chris Allen gave us a different but interesting afternoon on how he crafts walking sticks, it showed how the most uninteresting stick can end up being a unique walking stick, if you like whittling, and then this could be for you.



4<sup>th</sup> Feb - We were treated to a Malcolm Munroe special on offset turning using home-made jigs, so many Ideas in one head, amazing.

11<sup>th</sup> Feb - Bruce Shephard made three items:

1. A bangle 2. Necklace 3. Earrings

This is a good way to use up, small, but beautiful bits of wood.

February Competition – A mushroom or toadstool

Intermediate: Steve Perkins

Open:

1. Graham Bell
2. Bruce Shephard
3. Noel Moyes

18<sup>th</sup> Feb - A hands-on day was organised, using four lathes. We all tried our hand at turning a garlic crusher. The winner of the sought, after packet of Tim Tams, was Bruce Shephard.

25<sup>th</sup> Feb - Jim Hanney made some cute items – Piggy Bank money boxes and a pull along toy using similar type of animals e.g. pigs or cats by changing the head design.

A life membership was bestowed on Eric Walker for outstanding service to the club, judging by the rousing round of applause, it was a well deserved honour, Thank you Eric.

4<sup>th</sup> Mar - A demonstration by Don Clarke on safe practice was well received, although for the benefit of new members it was a reminder to us all of the dangers involved when turning. Well done Don!

*Bob Jones*

### *Toodyay Tattles*

First up I have to mention the loss of our esteemed member Roger Streatfield in a traffic accident whilst going home from woodturning on the 19<sup>th</sup> Feb. Roger will be sincerely missed by the Avon Woodturners. Roger was fairly new to woodturning but he made an impact whilst with us. He started off making quite a few Pot Pourri bowls and some of these ended up in England as presents. After having a go at a few different things, Roger started mass producing Pens. These were very popular and he sold quite a few.

We have been busy planning our woodturning weekend in association with Swan Woodturners and we have now done all we can and are looking forward to a good days turning.

Another of our turners David Doye is starting to make his mark as a Wood Turner and starting to be very successful with his entries in the WAWA competitions winning best novice and second in the open at Wandi in Feb. Well done David. His most recent piece was a bowl that was done with inside out turning that he brought to our Sunday morning session and explained to us.

Well we have just finished our Week end which will be covered by the WAWA team. But just a few comments. It worked out well as a team effort with Swan and we would like to thank Swan for their help. We also would like to thank all for attending and especially those who helped with the set up and clean up and also the persons that demonstrated for us. Also we would like to acknowledge and thank Water Corp for the supply of bottled water for the day.

After discussions on Sunday morning we would be happy to run it again next year.

Cheers from *The Tattler*

On behalf of the Avon Woodturner Ladies, I would like to personally thank the Swan ladies for their sterling efforts with the catering, without their help we would have been lost!! Many thanks to all who helped.

*The Tattler's* other half.

## WAWA Mandurah Weekend Workshop

May 24<sup>th</sup> At The Masonic Lodge  
Furnissdale Road, Furnissdale

Competition item: Pair of Bedside Table lamps (No shades for Judging)

Timber Sales

**Trade Display**

Myama Gems

4 Demos

Monster Raffle

*Program to Follow*

Finished urchin box



Neil Turner at Wandi



Nat Goh at Wandi



The ladies behind the scene at Wandi



Avon members at the Northam Show displaying their RoadWise message

# *The Technical Desk*

*Joseph P Hegney*

This piece came to me some time ago, entitled '**Fruit Woods can be sweet**', may be of interest to Members, but remember they have two major defects – they come in small sizes and tend to split when drying, never the less worth a try.

**Apple-** is bland, pale, and faulty. Don't bother.

**Apricot-** is soft, can suffer fungal attack, older trees have good colour darkening from orange to dark brown.

**Avocado-** has lovely, unusual 'oak-like' grain, attractive light creamy colour; get the wood if you can.

**Cherry-** is used for pipes and is a desirable timber; the roots have the best colour, get the whole tree if you can.

**Fig-** is soft and white and not worth the trouble.

**Lemon-** is pale, close texture, feels waxy, and is easy to work with.

**Mango-** is great, from pale cream to grey brown in mature trees. Attractive rippled grain.

**Olive-** is terrific, stable, easy to work, pale with many colours to almost black in large trees, but hard to find.

**Mulberry-** has yellow mustard wood with distinct stripes and unusual patterns. Worth finding and keeping.

**Orange-** similar to lemon, colour like sassafras.

**Peach-** is soft, very often faulty like apricot, has interesting colours, orange-brown to rich, dark brown.

**Pear-** is pale blond, easy to work, and in larger sizes.

**Persimmon-** is uncommon but interesting, of the genus diospyros from which comes ebonies. Go for it.

They all tend to split as they dry out, hence best practice is to complete the article and seal with a finish in the one go, and be prepared for a disappointment or two.

# Competition Results

## *WANDY*

15th February

Competition Item: Plant Stand

### NOVICE

1. David Doye
2. Syd Harvey
3. Norm Hoskin
4. John McQuade

### INTERMEDIATE

1. Frank Visser
2. John Gardiner
3. Kevan Hunt
4. Col Smith

### ADVANCED

1. David Rechter
2. Robbie Norton
3. Frank Evans
4. Bruce Jackson

### MOST POPULAR

1. Syd Harvey
2. Frank Evans
3. Frank Visser
4. John Gardiner

### OPEN

1. Frank Visser
2. David Doye
3. Syd Harvey
4. John Gardiner

## *AVON-SWAN*

15th March

Competition Item: Jewellery Set

### NOVICE

1. Cheryl Butler
2. David Doye
3. Jonathon Braine

### INTERMEDIATE

1. James Murray
2. Brian Kirkby
3. Colin Smith
4. Harry Butler

### ADVANCED

1. Maurie Munro
2. Frank Evans
3. Robbie Norton
4. Bruce Shephard

### MOST POPULAR

1. James Murray
2. Brian Kirkby
3. Viv Paust
4. Frank Evans

### OPEN

1. James Murray
2. Maurie Munro
3. Brian Kirkby
4. Frank Evans

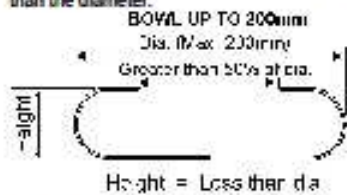
***Congratulations to all winners and place-getters***

# Competition criteria from the Australian Woodturning Exhibition entry form 2014

## Categories & Definitions


**A – Item with a naturally occurring edge (untooled) on the perimeter of the piece.**  
N.B. Natural holes elsewhere on the piece are no longer admissible.

**B – Bowl up to 200mm :-** Diameter not to exceed 200mm. Opening must be greater than 50% of actual diameter and overall height must be less than the diameter.

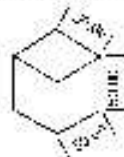


**C – Bowl Over 200 mm :-** as for category B above noting diameter must be over 200mm

**D – Platter :-** A plate exceeding 300mm (280mm for novice entrants) diameter with its height not more than 1/10th the maximum diameter



**E – Miniature item / set:-** The complete item must fit inside a 50mm cube whilst in display mode  
**MINIATURE SET**



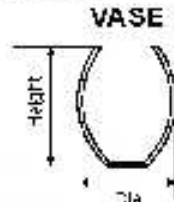
Entire exhibit to fit inside 50mm cube

**F – Spindle turned item :-** The majority of components must be turned with the grain running parallel with the axis of the lathe and their length must be greater than their maximum diameter

**G – Novelty item**

**H – Identical pair :-** Must be identical in design and size.

**J – Vase :-** Vertical height must be more than the maximum diameter



Height = Greater than dia.

**K – Lidded container**

**L – Clock**

**M – Laminated / built up**

**N – Hollow Vessel :-** Must be hollowed through an opening which is less than 20% of the maximum diameter. If piece has been joined, the largest joint will be considered to be the opening through which the piece has been hollowed.



Max. Opening = Less than 20% of dia.

**P – Pen or Pencil :-** Each item shall comprise One only functional writing instrument, using timber.

**R – Wood Art :-** No restrictions other than it must be obvious that the lathe played a part in the making process and the exhibit contains some wood or wood products. May be a collaborative piece, may comprise any other materials, may be painted, carved or include any other design feature. Entrants are invited to accompany their entry with written note where this may contribute to interpretation of an artistic piece. Should state names and contributions of collaborators.

**S – Student :-** Full time student

## For Sale

Following is a list of blackboy roots that I would like sell or donate. Is anyone interested?  
Perry de Rebeira OAM, PO B ox 113, Glen Forrest WA 6071

### BLACKBOY ROOTS

**Hand trimmed, very old, harvested about 50 years ago in Albany area. Hand trimmed, very old, harvested about 50 years ago in Albany area.**

Major diam	Minor diam.		Height		Weight	
	cm	cm	cm	cm		
1	44.0	16.5	27.0	5.9	Flared	
2	20.0	9.0	32.0	2.5		
3	16.0	7.0	35.0	2.7		
4	16.0	11.5	26.0	1.9		
5	14.0	11.0	22.0	1.7		
6	15.0	10.5	17.0	1.3		
7	15.0	7.0	23.0	1.2		
8	13.5	9.0	18.0	1.1		
9	11.0	6.5	29.5	1.2		
10	12.0	11.0	21.0	1.2		
11	8.0	7.0	23.0	0.6		
12	8.0	5.5	17.5	0.5		
13	32.0	18.0	13.5	3.7	Bowl	



Tanner (New Zealand made) wood lathe.  
Very sturdy and heavy on a properly engineered base.  
Comes with chuck, various faceplates, spur drive and a live centre.  
A brand new 1HP motor (cost \$267.00) with reversing switch.  
Centre height from bed 150mm. Between centres 900mm. I've upgraded to a new lathe. **\$450.00**  
**Phone : Andy Phillips - MOBILE 0400 135 569**

### Tough lathe for sale

New drive belt  
Outrigger tool rest and support bracket  
Roller bearing steady rest  
Cam locks on tool rest bracket and tailstock  
Single phase motor  
Several face plates  
Chuck, Tailstock live centre  
Bargain price \$700  
Call Noel Moyes 089295228



# Diary Dates

## Competition Items for 2014

- February 15<sup>th</sup> WAWA (at Wandi)**  
Plant Stand/Pedestal (min. height  
600mm)
- March 15<sup>th</sup> Avon / Swan**  
Jewellery Set (Pendant, Earrings &  
Brooch)
- April 12<sup>th</sup> Collie**  
Platter (max. height 45mm)
- May 24<sup>th</sup> Mandurah**  
Pair of matching Bedside Lamps  
(no shades for judging)
- June 14<sup>th</sup> Melville**  
Standard Lamp (min. height 1300mm)  
(no shades for judging)
- July 26<sup>th</sup> Bunbury**  
Box with Embellished Lid  
(no finials or potpourri inserts)
- August 1<sup>st</sup> - 3<sup>rd</sup> Woodshow Claremont**  
Open Competition
- September 20<sup>th</sup> Gosnells & WAWA AGM**  
Seattle Tower - to measurements (TBA)
- October 18<sup>th</sup> Wandi**  
Lazy Susan - no restrictions
- November 15<sup>th</sup> Busselton**  
Xmas Decorations - 4 pieces
- December 13<sup>th</sup>**  
**WAWA XMAS FUNCTION**  
Best Item 2014 - not previously  
judged by WAWA

## WAWA Shopping Centre Displays 2014

- 5th May---10th May  
Bullcreek Shopping Centre
- 26th—31 May  
Waterford Plaza (cnr Manning Rd &  
Kent St, near Curtin Uni)
- 23rd June---28th June  
Kardinya Shopping Centre
- 1st Aug---3rd Aug  
Wood Show Claremont
- 1st—6th September  
Phoenix Shopping Centre
- Melville Shopping Centre—date yet to  
be finalised

The following may be contacted for  
information or if you would like to join  
the display/sales team.

Brian Fowlie 9310 3161

Neil Piper 9399 3723

Geoff Saw 9354 1562